

VIO-D

OPENING AND SAFETY SENSOR FOR AUTOMATIC SLIDING DOORS

Commercial sheet



SIMPLICITY THROUGH EXPERIENCE

DESCRIPTION

The **VIO-D** combines a motion radar sensor for opening the door with a double failsafe active infrared curtain for the protection of users, in accordance with the EN 16005 standard. Opening and closing the door is controlled by a unidirectional radar and safety is ensured by the two 24-infrared spot failsafe curtains.

COMPLIANT WITH
EN 16005


FEATURES

- Simple adjustments using DIP-Switches and potentiometer.
- The unidirectionality of the **VIO-DT1** enables energy savings to be made within the building. The door closes sooner and reduces thermal losses.
- Substantial protection of individuals thanks to the two 24-infrared spot failsafe curtains (EN 16005).
- High levels of active infrared immunity.



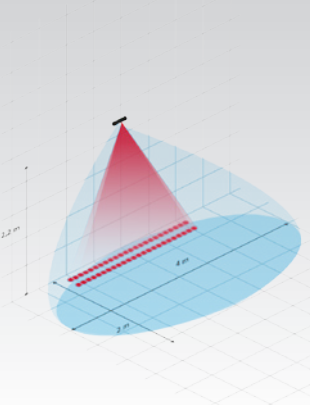
VIO-D ■

APPLICATIONS




Double-leaf sliding doors

DETECTION RANGE




Radar detection zone 4 m x 2 m and infrared zone 2.2 m x 25 cm @ 2.2 m

VIO RANGE



VIO-S
Presence sensor with infrared technology for the safety of sliding doors



VIO-M
Motion sensor with radar technology for the opening automatic doors

APPLICATIONS

- Opening and safety of automatic sliding doors.

EASE OF INSTALLATION

- Adjustment of the field size using a potentiometer.
- Settings using 4 DIP-Switches.
- Positioning adjustment of the infrared curtains with adjustment screws.

VERSIONS

- **VIO-DT1** : unidirectional monitored dual sensor, Performance Level «C».
- **VIO-DT2** : bidirectional monitored dual sensor, Performance Level «C».

ACCESSORIES



Spotfinder

Rain Accessory

Mounting accessory

TECHNICAL SPECIFICATIONS

Technology	Microwave doppler radar	Active infrared with background analysis
Detection mode	Motion	Presence
Angle	From 15° to 50° vertical (adjustable)	From -4° to +4° (adjustable)
Output	Solid-state-relay (potential and polarity free) Max. output current : 100 mA	Solid-state-relay (potential and polarity free) Max. output current : 100 mA
Supply voltage	12 V to 30 V DC - 5% / +10% (to be operated with SELV compatible power supplies only)	
Mounting height	From 1.8 m to 3 m	
Degree of protection	IP54	
Temperature range	-25 °C to +55 °C; 0 - 95% relative humidity, non condensing	
Applicable directives /Norms	R&TTE 1999/5/EC; MD 2006/42/EC; LVD 2006/95/EC; ROHS 2 2011/65/EU; EN 16005:2012; EN 12978:2009; EN IEC 62061:2005 SIL2; EN 61496-1:2012 ESPE Type 2; EN ISO 13849-1:2008 PL «C» CAT.2 (under the condition that the door control system monitors the sensor at least once per door cycle)	

*Specifications are subject to changes without prior notice.
All values measured in specific conditions*

DISCLAIMER This document as well as all other enclosed documents (quotation / specification / other) are provided «as is» without warranties of any kind, either expressed or implied, including but not limited to the implied warranties of merchantability, fitness for a particular purpose, or non-infringement. / Information is supplied upon the condition that the persons receiving it will make their own determination as to its suitability for their purposes prior to use. In no event will BEA be responsible for damages of any nature whatsoever resulting from the use of or reliance upon information from this document or the products to which the information refers. / BEA has the right without liability to change descriptions and specifications at any time. / Prices, shipping and availability are subject to change without prior notice.

