

LZR[®]-WIDESCAN

OPENING SENSOR, AREA SURVEILLANCE AND SAFETY FOR INDUSTRIAL DOORS

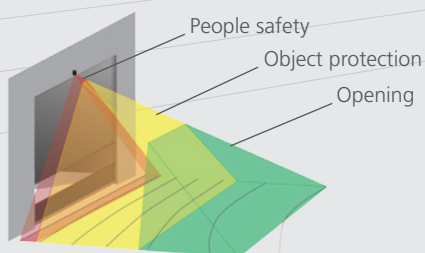
Commercial sheet



3D LASER FOR INDUSTRIAL ENVIRONMENTS

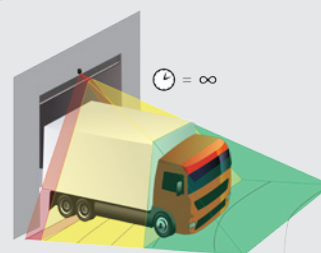
DESCRIPTION

The **LZR[®]-WIDESCAN** sensor uses laser technology, based on analysis of time of flight. It creates a volumetric area in front of the door by generating 7 angled laser curtains. One device alone carries out 3 functions: opening the door, areas surveillance and safety. More than just a sensor, it becomes a protective mechanism for the door and the user.



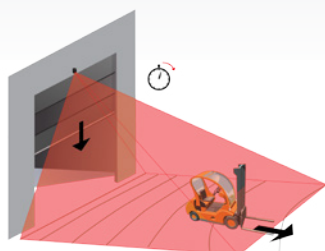
▶ VOLUMETRIC COVERAGE

The combination of 7 laser curtains in front of the door makes it possible to measure distance accurately and offers advantages, such as calculation of the size and trajectory of an object.



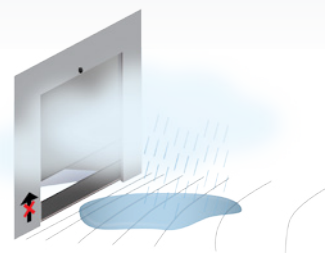
▶ DOOR PROTECTION

The **LZR[®]-WIDESCAN** becomes your doorkeeper. It detects approaching or parked vehicles accurately in order to prevent any contact with the door.



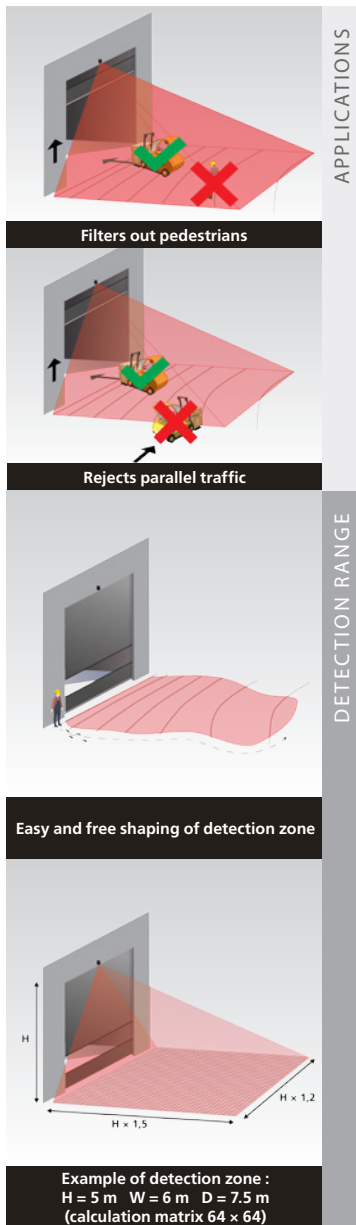
▶ ENERGY SAVINGS

Since it constantly records and follows the trajectory of the object, its height and nature, it filters out parallel traffic and, if need be, ignores pedestrians. Thanks to the reliability of its presence detection zones, it can reduce the time-lag and guarantee that the door is closed more rapidly.



▶ INDEPENDENT OF THE FLOORING AND OF THE ENVIRONMENT

Laser technology offers a unique level of independence when confronted with sources of atmospheric disturbance, such as rain, snow, fog, reflecting surfaces, etc.



APPLICATIONS

DETECTION RANGE

PERFORMANCE

- Independent of the type of target
- Analyses the trajectory of a target
- Rejects parallel traffic and filters out pedestrians
- Independent of weather conditions
- Detection fields can be configured in three dimensions
- Infinite presence time

DESIGNED FOR INDUSTRIAL ENVIRONMENTS

- Reliable detection in sensitive environments
- Ideal solution to replace induction loops and to increase the safety on existing doors
- IP65 degree of protection

INSTALLATION

- Two visible spots on the floor align the first curtain with the centre of the door
- Intuitive configuration provided by the LCD screen and/or the BEA remote control
- Can be positioned centrally or laterally depending on the design of the door
- Teach-in of various detection zones (opening, presence, safety) via the remote control
- Plug, push & go
- Sealed standard industrial connector
- Intelligent communication with the operator is possible

TECHNICAL SPECIFICATIONS

Technology	LASER scanner, time-of-flight measurement (7 laser curtains)
Detection mode	Motion and presence
Typ. mounting high	2 m to 6 m
Remission factor	> 2 %
Angular resolution	1.34°
Typ. min. object size	15 cm @ 6 m (in proportion to object distance)
Testbody	700 mm x 300 mm x 200 mm (testbody A according to EN 12445)
Emission characteristics	IR LASER Wavelength 905 nm; max. output pulse power 75 W; Class 1 Red visible LASER Wavelength 650 nm; max. output CW power 3 mW; Class 3R
Supply voltage	10-35V DC @ sensor terminal
Power consumption	< 5 W
Response time	Typ. 100 ms; max. 500 ms
Output	1 electro-mecanic (galvanic isolation - polarity free) 42 V AC (max. switching voltage) - 500 mA (max. switching current) 2 rapid electronic relays (galvanic isolation - polarity free) 42 V AC (max. switching voltage) - 80 mA (max. switching current)
LED-signals	2 tri-coloured LED: Output status/ remote control response / error signals
Dimensions	200 mm (H) x 150 mm (W) x 100 mm (D) (approx.)
Material / Colour	PC/ASA - noir
Rotation angles on bracket	-45° to +45° (lockable)
Tilt angles on bracket	-10° to +5°
Protection degree	IP65
Temperature range	-30 °C to +60 °C if powered
Humidity / Vibrations	0-95 % non-condensing / < 2 G
Norm conformity (subject to confirmation)	2006/95/EC: LVD; RoHS2 2011/65/EU; 2004/108/EC: EMC; 2006/42/EC: MD; EN 12453:2000 chapter 5.1.1.6, chapter 5.5.1 Safety device E; EN 12978:2009; EN ISO 13849-1:2008 PL "d"/ CAT2; EN 60529:2001; IEC 60825-1:2007; EN 60950-1:2005; EN 61000-6-2:2005; EN 61000-6-3:2006; IEC 61496-1:2009; EN 61496-3:2008 ESPE Type 2; EN 62061:2005 SIL 2;

Specifications are subject to change without prior notice.

DISCLAIMER This document as well as all other enclosed documents (quotation / specification / other) are provided «as is» without warranties of any kind, either expressed or implied, including but not limited to the implied warranties of merchantability, fitness for a particular purpose, or non-infringement. / Information is supplied upon the condition that the persons receiving it will make their own determination as to its suitability for their purposes prior to use. In no event will BEA be responsible for damages of any nature whatsoever resulting from the use of or reliance upon information from this document or the products to which the information refers. / BEA has the right without liability to change descriptions and specifications at any time. / Prices, shipping and availability are subject to change without prior notice.

